

Li-ion Zigbee Charger

USB-C connector



MAIN BENEFITS & CHARACTERISTICS

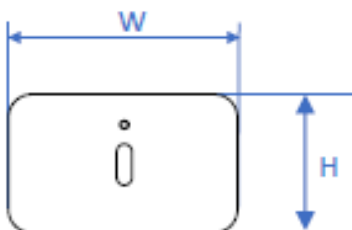
- Fast Charge capability
- USB-C connector
- Includes a 3m charging cable
- Compatible with [9028563] Magnetic Motor Rigid Cable & [9028565] USB-C 20cm Charging Extension Cable

SAFETY PRECAUTIONS

- For use only with internal applications.
- Designed for charging Somfy Zigbee WireFree motors and external battery packs only. Not to be used to recharge any other electronic devices.
- Do not extend the USB-C charging cable over 4m total length. Do not substitute the power supply plug or charging cable.
- Keep away from all types of flames, sparks or incandescent material (minimum 1m distance).
- Do not use if the charging cable is damaged.
- Do not charge in hot or humid environments.
- Do not leave the charger permanently plugged into the Somfy motor or battery pack.
- The power unit may heat up slightly while charging, this is normal.
- The LED on the power plug will illuminate solid green to indicate that charging is complete.

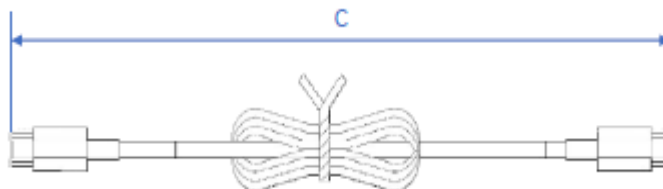
DIMENSIONS

Plug Length (L)	56mm
Plug Width (W)	42mm
Plug Height (H)	28mm
Cable Length (C)	3000mm/3m



TECHNICAL PERFORMANCE

Item Number	9028922
Output Voltage	15V DC
Input Voltage	230V AC
Max Current Output	1 A
Colour	White
Charging Port	USB-C
LED on Plug	Yes
Working Temperature	0°C - 60°C
IP Rating	IP 30 (Indoor use only)
Insulation Class	III



Li-ion Zigbee Charger

USB-C connector

CHARGING COMPATIBILITY

Item Number	Motors with Internal Battery
1245938	Sonesse 28 WireFree Zigbee Li-ion 2/20
1245992	Sonesse 40 WireFree Li-ion Zigbee 4/20

Item Number	Motors with External Battery Pack
9028930	Zigbee External Li-ion Battery pack (Charger connects to the USB-C charging plug of the external battery pack)
1245937	Sonesse 28 WireFree Zigbee 1.1/20
1241674	Tilt & Lift 25 Zigbee
1241782	Tilt Only 50 Zigbee

OPTIONAL CHARGING ACCESSORIES (each sold separately)

[9028565]

USB-C Zigbee 20cm Extension Cable



[9028563]

Magnetic USB-C Rigid Cable

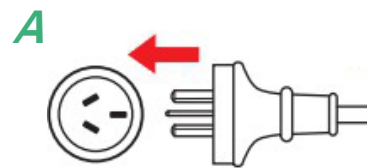


[9028564]

Magnetic USB-C Adaptor

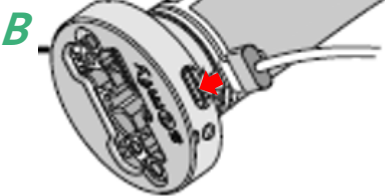


CHARGING INSTRUCTIONS



Connect the Li-ion Zigbee Charger mains wall plug into the wall socket.

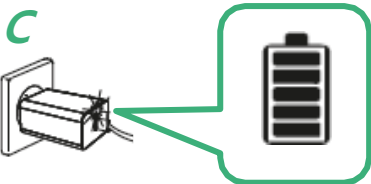
Please ensure that the mains voltage complies with local standards (240V).



Connect the charging plug into the motor/battery pack.

The LED light on the mains wall plug will blink green (indicating the device is charging).

***If correctly inserted, force is not required to connect the charging plug to the motor.**



When the battery is fully charged, the LED light on the mains wall plug will illuminate solid green.

Once the device is fully charged, disconnect the charger from the device as well as the mains wall plug.